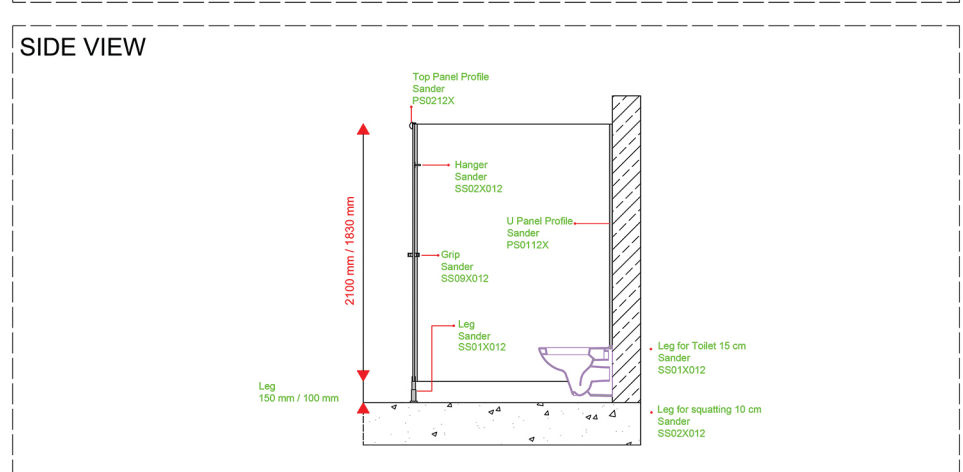
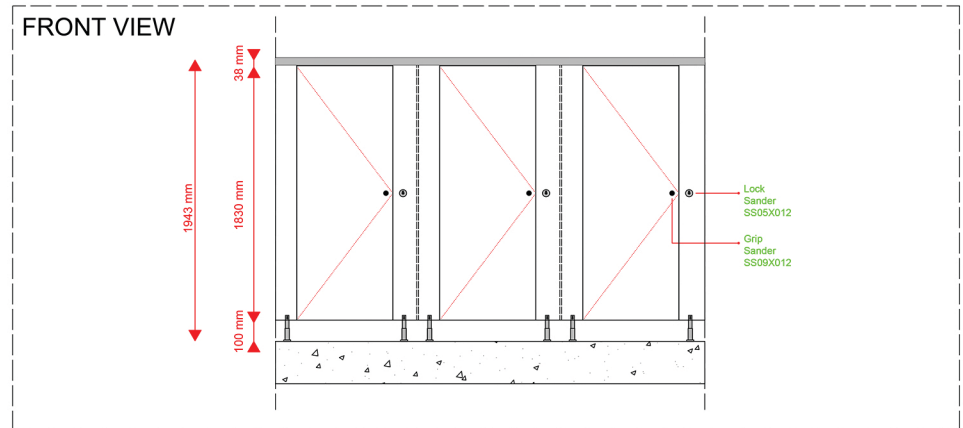
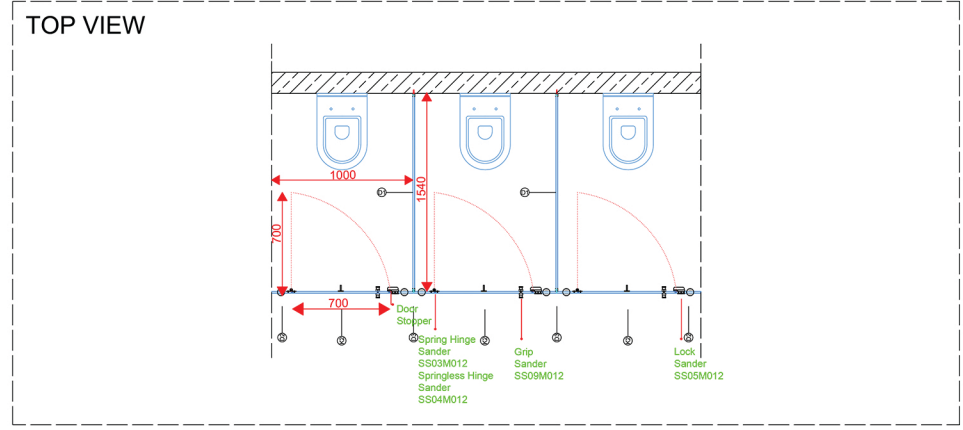
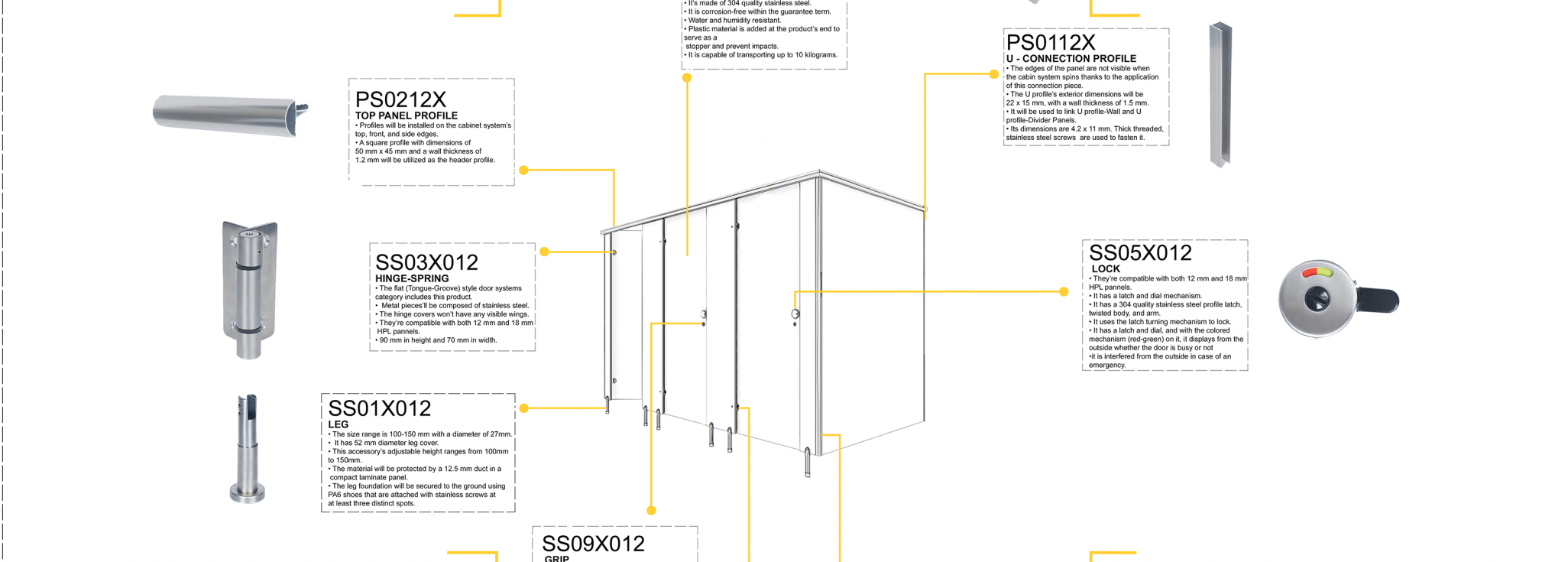




**S S 01 X 012**  
 SANDER MODEL NAME PRODUCT CODE PRODUCT TYPE PANEL THICKNESS



HINGE DETAIL

DOOR DETAIL

LOCK DETAIL

LOGO DETAIL  
 CNC machine with logo on lock axle will be etched on the back side of each door panel.

**PANELS**  
 The feature is 12 mm Compact laminate panels with double surface decorative, water, scratch, and break resistant, bacteria free, and fire retardant. CGS - CGF EN 438-4 class

**LOCK**  
 The door shows if it is busy from the outside by turning the colored mechanism on the latch (TURNED). 304 Quality Stainless Steel.

**HINGE**  
 Abs Plastic degree-adjustable and self-closing security screw for single-face (TONGUE-GROOVE SYSTEM) door systems. 304 Stainless Steel

**LEG**  
 Anti-bacterial plastic floor connection, 304 Stainless Steel. The adjustable height is 100-150 mm, making it suited for moist regions in general. It aids in adapting to the current slope.

**CONNECTIONS AND PROFILES**  
 At junctions, head profiles and "U" profiles 304 Stainless steel, panel-wall, and panel-panel are utilized. Fasteners used in cabinet assembly are all stainless steel.