



**S S 01 X 012**  
SANDER MODEL NAME PRODUCT CODE PRODUCT TYPE PANEL THICKNESS



**SS10X012 TOP PANEL CONNECTION**  
• It is the original top panel connection accessory.  
• It serves to keep the panels from wobbling when connected.  
• The product form is T-shaped and has a diameter of 27 mm.  
• Made of stainless steel of the 304 grade.  
• Dowels suited for the type of wall are chosen while applying the product.  
• Top connector with a 4.2x11 mm coarse thread made of 304.  
• Using high-quality stainless steel screws, it is secured.

**SS08X012 HANGER**  
• It's made of 304 quality stainless steel.  
• It is corrosion-free within the guarantee term.  
• Water and humidity resistant.  
• Plastic material is added at the product's end to serve as a stopper and prevent impacts.  
• It is capable of transporting up to 10 kilograms.

**SS11X012 WALL CONNECTION**  
• This product is used to install the original top panel connecting pipe to the wall.  
• Top panel fixed holder made of 304 quality stainless steel.  
• They're compatible with both 12 mm and 18 mm HPL panels.

**SS13X012 90° ADAPTER**  
• It has a 'L' form and a 32 mm diameter.  
• It serves a purpose in connecting the wall and partition panels.  
• This item is constructed of 304 stainless steel.  
• It is linked to the top panel pipe in corner turn cabinets with two M4'S grub screws.

**SS17X012 TOP PANEL CONNECTION BRACKET**  
• Top header connection.  
• It serves to keep the panels from wobbling when connected.  
• The product form is pipe and has a diameter of 27 mm.  
• Made of stainless steel of the 304 grade.  
• When using the product, it is connected to the wall connection equipment and affixed to the wall.  
• Top connector with a 4.2x11 mm coarse thread made of 304.  
• Using high-quality stainless steel screws, it is secured.

**SS03X012 HINGE-SPRING**  
• The flat (Tongue-Groove) style door systems category includes this product.  
• Metal pieces'll be composed of stainless steel.  
• The hinge covers won't have any visible wings.  
• They're compatible with both 12 mm and 18 mm HPL panels.  
• 90 mm in height and 70 mm in width.

**SS01X012 LEG**  
• The size range is 100-150 mm with a diameter of 27mm.  
• It has 52 mm diameter leg cover.  
• This accessory's adjustable height ranges from 100mm to 150mm.  
• The material will be protected by a 12.5 mm duct in a compact laminate panel.  
• The leg foundation will be secured to the ground using PA6 shoes that are attached with stainless screws at at least three distinct spots.

**SS15X012 GRIP**  
• This product series is produced in lengths of 120 cm.  
• It's attached to the front of the cabinets.  
• It is installed as a single face on the front of the doors.  
• On the rear, a standard handle is employed.  
• SANDER guarantees that this product may be made in a variety of sizes upon request.

**PS0112X U CONNECTION PROFILE**  
• The edges of the panel are not visible when the cabin system spins thanks to the application of this connection piece.  
• The U profile's exterior dimensions will be 22 x 15 mm, with a wall thickness of 1.5 mm.  
• It will be used to link U profile-Wall and U profile-Divider Panels.  
• Its dimensions are 4.2 x 11 mm. Thick threaded, stainless steel screws are used to fasten it.

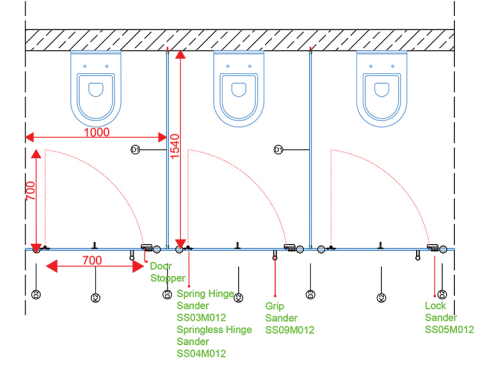
**SS05X012 LOCK**  
• They're compatible with both 12 mm and 18 mm HPL panels.  
• It has a latch and dial mechanism.  
• It has a 304 quality stainless steel profile latch, twisted body, and arm.  
• It uses the latch turning mechanism to lock.  
• It has a latch and dial, and with the colored mechanism (red-green) on it, it displays from the outside whether the door is busy or not -it is interfered from the outside in case of an emergency.

**PS0412X CORNER CONNECTION PROFILE**  
• The edges of the panel are not visible when the cabin system spins thanks to the application of this connection piece.  
• Size: 30 x 30 mm.  
• Compact laminate panels will grab the corner profile on all sides.  
• This product attached using 304 grade stainless steel screws with a coarse thread measuring 4.2 x 11 mm.

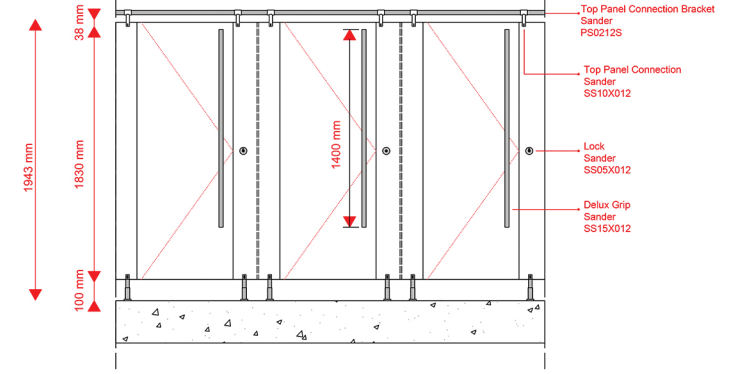
**SS04X012 HINGE-SPRINGLESS**  
The flat (Tongue-Groove) style door systems category includes this product.  
• Metal pieces'll be composed of stainless steel.  
• The hinge covers won't have any visible wings.  
• They're compatible with both 12 mm and 18 mm HPL panels.  
• 90 mm in height and 70 mm in width.



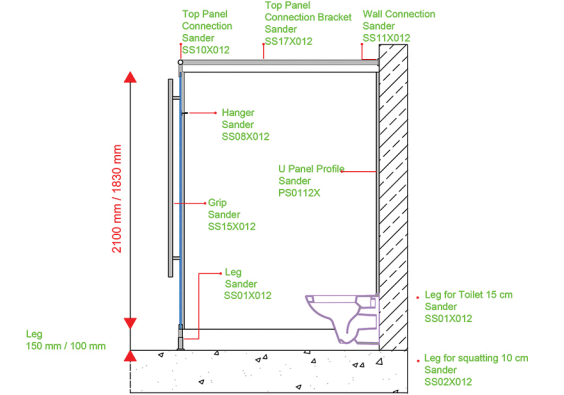
**TOP VIEW**



**FRONT VIEW**



**SIDE VIEW**



**PANELS**  
The feature is 12 mm Compact laminate panels with double surface decorative, water, scratch, and break resistant, bacteria free, and fire retardant. CGS - CGF EN 438-4 class.

**LOCK**  
The door shows if it is busy from the outside by turning the colored mechanism on the latch (TURNED). 304 Quality Stainless Steel.

**HINGE**  
Abs Plastic degree-adjustable and self-closing security screw for single-face (TONGUE-GROOVE SYSTEM) door systems. 304 Stainless Steel

**LEG**  
Anti-bacterial plastic floor connection, 304 Stainless Steel. The adjustable height is 100-150 mm, making it suited for moist regions in general.

It aids in adapting to the current slope.

**CONNECTIONS AND PROFILES**  
At junctions, head profiles and "U" profiles 304 Stainless steel, panel-wall, and panel-panel are utilized. Fasteners used in cabinet assembly are all stainless steel.